

# Fortlake Real-Higher Income Fund

## Monthly Fact Sheet— April 2026

Portfolio Running Yield currently stands at 4.59%. One-year returns are exceptionally strong at 9.55% (net) and since inception the strategy's performance has maintained an 8.91% (net) return.

We are pleased to announce the Fund was in receipt of another default determination over the month of April. Liberty Interactive defaulted with the auction settlement date to be set for mid-May. In other areas of the portfolio Investment Grade (IG) spreads compressed significantly, as concerns relating to Iran, AI and private credit vehicles dissipated. Despite these movements the Fund was able to deliver a very strong outcome for investors over a variety of market outcomes seen in March and April. The Fund remains long IG spreads and short HY. Over the month the Fund also benefitted from Australian duration as front-end rates rallied/dropped from those higher lever levels seen in March.

The Fund remains well positioned for any further weakness in IG spreads with the Fund being able to tolerate successive shocks. Hedges across HY will remain in place for some time given the continued issues we see in private loans and leveraged structured products. The Fund remains well placed to harvest further defaults should they materialize. Our expectation is that so long as global front end rates remain elevated, this should bring forward distress across much of the distressed universe.

Fund attribution over the month was defined by **Default Arb** (+5 bps), **Corporate Hedges** (-3 bps), **Corporate/Gov Bonds** (+38 bps), **Inflation** (0bps) and **Duration/Curve** (+13 bps) contributing to overall (gross) return.

### Portfolio Snapshot at 30 April 2026

Portfolio Running Yield (Gross)	4.59%
Average Credit Quality	A-
Weighted Average Years to Maturity	2.91
Total Number of Exposures	588
Total Country Exposures	34

### Portfolio Returns to 30 April 2026

	Net	Benchmark*	Excess Return (net)
1M	0.44%	0.34%	0.10%
3M	0.92%	0.99%	-0.06%
1Y	9.55%	3.90%	5.65%
2Y p.a.	6.24%	4.18%	2.06%
3Y p.a.	7.30%	4.24%	3.06%
5Y p.a.	8.17%	3.03%	5.14%
Since Inception p.a.**	8.91%	2.83%	6.08%

\*RBA Cash Rate Target. \*\*Fund inception: 18-Dec-2020

### Fund Statistics at 30 April 2026

Since Inception*	
Best Month Since Inception	4.78%
Worst Month Since Inception	-4.31%
% Positive Months Since Inception**	75.00%

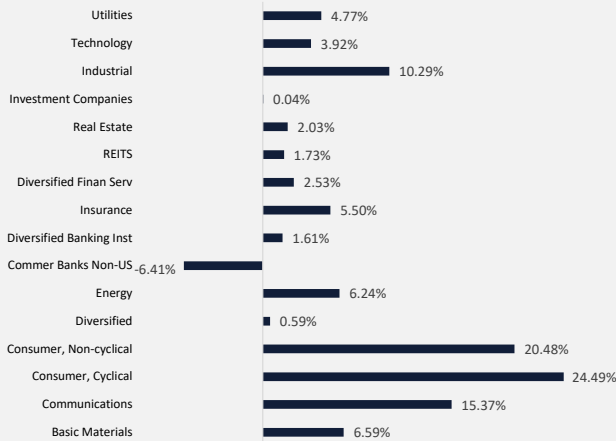
\*Fund inception: 18-Dec-2020. Past performance is not an indicator of future performance and fees or costs may change in future years. \*\*Based on gross performance.

### Fund Facts

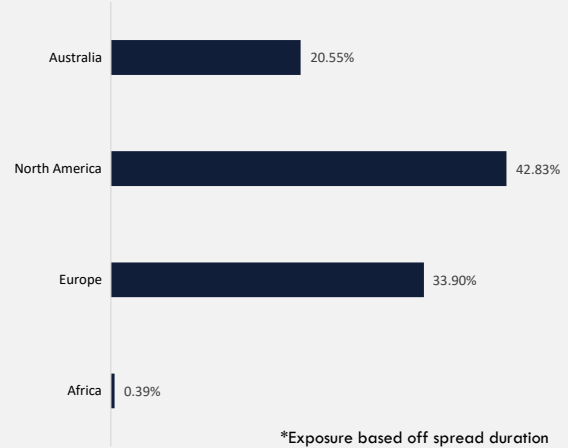
Investment Return Objective: RBA Cash Rate Target + 5% p.a.

Fund Managed by	Fortlake Asset Management Limited	Management Fee	0.484% p.a. including GST
Fund Type	Australian Unit Trust	Responsible Entity Fee and Indirect Costs	0.60% p.a. including GST
Fund Issued by	Colonial First State Investments Ltd	Buy/Sell Spread	0.1/0.1%
Responsible Entity	Colonial First State Investments Ltd	Distribution Frequency	Quarterly
Fund Inception	18-Dec-20	Liquidity	Daily
Minimum Investment	\$25,000		

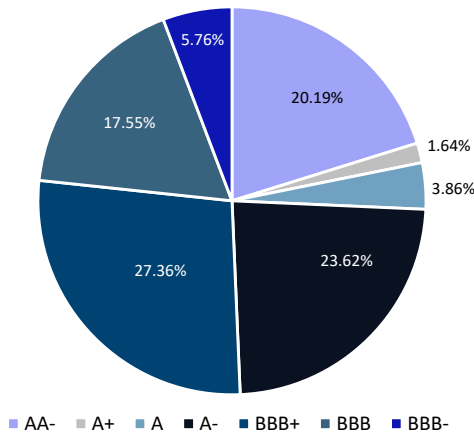
**MARKET EXPOSURE BY SECTOR**



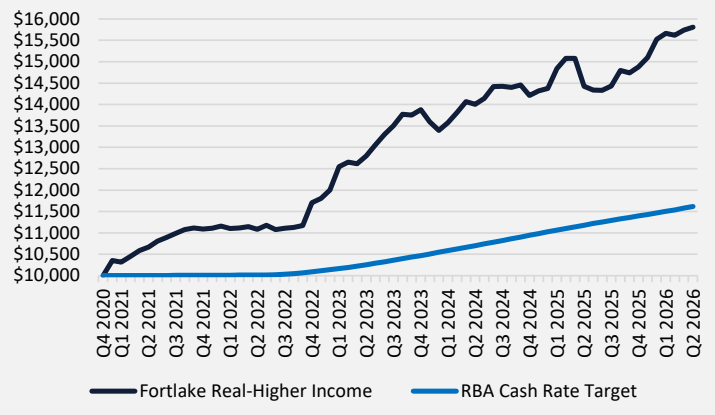
**MARKET EXPOSURE BY REGION\***



**CREDIT RATING**



**INVESTMENT GROWTH OF \$10,000\***



**Fortlake Real-Higher Income Fund Performance (net returns)**

	JAN	FEB	MAR	APR	MAY	JUN	JUL	AUG	SEP	OCT	NOV	DEC	Year
<b>2026</b>	0.89%	-0.27%	0.75%	0.44%									1.82%
<b>2025</b>	3.56%	1.60%	0.00%	-4.31%	-0.64%	-0.06%	0.72%	2.51%	-0.38%	0.95%	1.47%	2.84%	8.32%
<b>2024</b>	1.37%	1.73%	1.85%	-0.44%	0.97%	1.97%	0.04%	-0.20%	0.41%	-1.69%	0.74%	0.09%	6.98%
<b>2023</b>	4.55%	0.89%	-0.34%	1.44%	2.06%	1.86%	1.49%	2.00%	-0.12%	0.92%	-2.07%	-1.46%	11.64%
<b>2022</b>	-0.47%	0.11%	0.29%	-0.56%	0.84%	-0.92%	0.27%	0.17%	0.41%	4.78%	0.86%	1.63%	7.55%
<b>2021</b>	-0.37%	1.28%	1.31%	0.81%	1.27%	0.81%	0.85%	0.85%	0.33%	-0.27%	0.18%	0.45%	7.75%
<b>2020</b>												3.54%	3.54%

Colonial First State Investments Limited ABN 98 002 348 352, AFSL 232468 (CFSIL) is the responsible entity and issuer of the Fortlake Real-Income Fund, Fortlake Real-Higher Income Fund and Fortlake Sigma Opportunities Fund. This document contains general financial product advice only, does not purport to contain all matters relevant to any particular financial instrument and is not intended to be a recommendation, offer or invitation to purchase, sell or otherwise deal in securities or other investments. This information has been prepared without taking account of your objectives, financial situation or needs. Before acting, you should consider the Product Disclosure Statement (PDS) and the appropriateness of the product for your circumstances and seek independent or specific advice from an appropriately qualified professional. The target market for this product is defined in the Target Market Determination (TMD) which is available with the PDS at [www.fortlake.com.au](http://www.fortlake.com.au). Past performance is not an indicator of future performance and fees or costs may change in future years. CFSIL and Fortlake Asset Management, nor any of its directors, authorised representatives, employees, or agents, makes any representation or warranty as to the reliability, accuracy, or completeness of any information or advice. Nor do they accept any liability or responsibility arising in any way (including negligence) for errors in, or omissions from, any information or advice.